


Guideline for Virtual Website

1. Accessing the ICDMFR 2021 Virtual Website(<http://virtual.icdmfr.org/>)

※ The website is optimized for Google Chrome, Safari, Firefox or Microsoft Edge browser.

2. Log-in



Email address
 Registration Number

[Find Registration Number](#)

Your ID(E-mail) is the same as when you registered on the ICDMFR 2021 official website.

- ID : Your registered e-mail address
- PW : Your registration number (eg. E000 / K000)

*Please click "Find Registration Number" if you forget your registration number.

3. Enjoy the Virtual Website


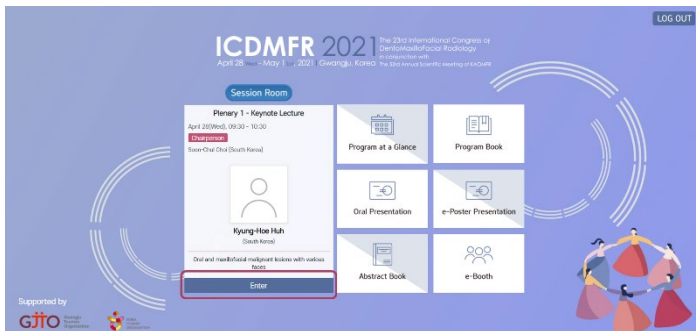


ICDMFR 2021



① How to join a Session

1) Click the 'Enter' button.



- Help Desk : There are answers to the general questions.
- Q&A : You can leave your question during session and enjoy real time Q&A.

2) Click the home icon to leave the session room.

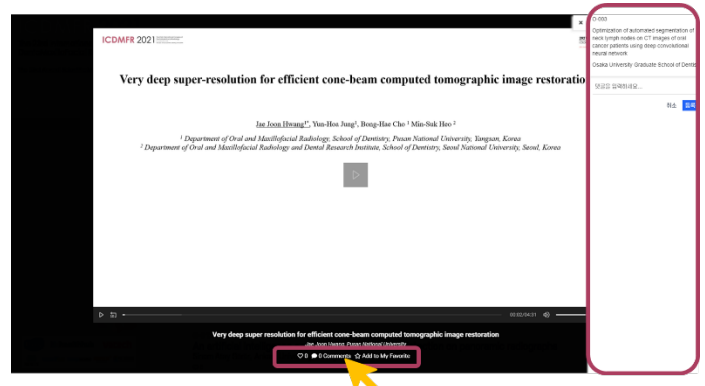
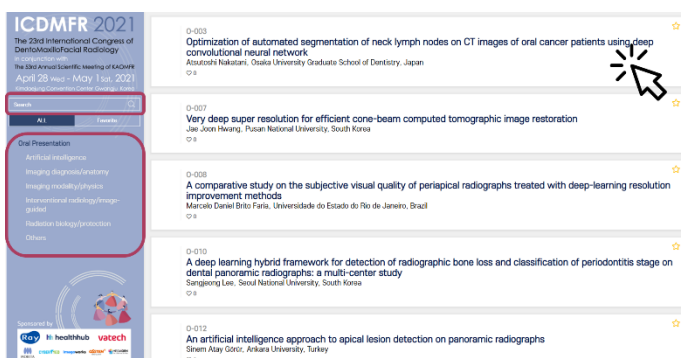
② Program at a Glance

- On Air : If you want to view the real-time session, click the 'On Air' button beside of session title.
- VOD Service : VOD service will be available the day after the session. If you miss a session at the scheduled time, you will be able to view the VOD in our virtual website. You can enjoy VOD service until May 9.

③ Program Book

You can check the detailed information of ICDMFR 2021 such as the scientific program / speakers / sponsors and exhibitors.

④ Oral & e-Poster Presentation



- Oral & e-Poster Presentation is categorized by topic and you can search the presentation by keyword or presenter name.
- You can leave your comments and questions by clicking the comments button under the screen.

- You can click the 'Star' on the right side of a little the Oral / e-Poster presentation and create your own favorites list as below. On this page, you can collect your favorite Oral & e-Poster presentations.




⑤ Abstract Book

You can find the abstract of oral / e-Poster presentation of ICDMFR 2021.

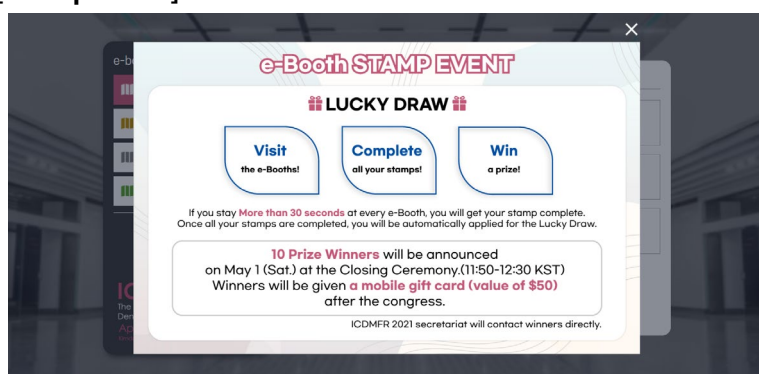
⑥ e-Booth

- 1) Click the e-Booth icon.
- 2) You can access exhibitions of sponsors, exhibitors. (Click the logo to enter the booth)



*If you want to return to the main page, click on the ICDMFR 2021 logo in the upper right corner.



[Stamp Event]



- ① Please visit all the booths. (Total 17 booths.)
- ② If you stay over 30 seconds at every booth, you will get your complete stamp of the booth.
- ③ If you make all your stamp completed, you will be eligible to win a prize.

How to participate stamp event	Event Gift
	

*Stamp event opens during the congress period (4days) only.

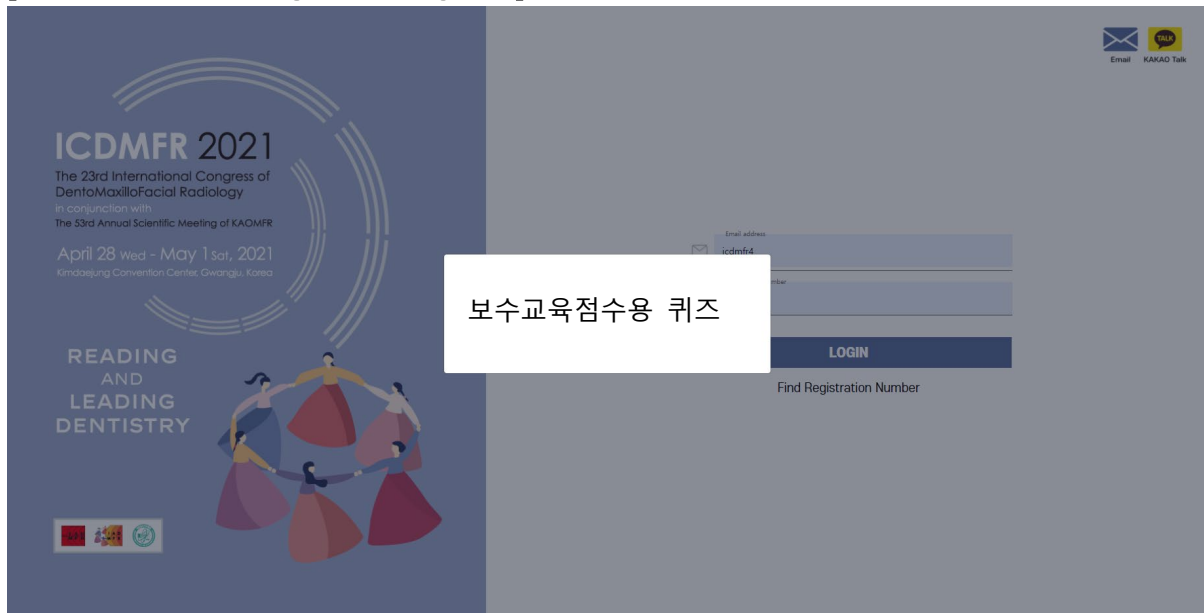
*Winners will be decided by lucky draw.

*Winners will be announced at the closing ceremony on May 1 at 11:50-12:30 (KST).

4. 보수교육점수

보수교육점수는 4시간 이상 참여시 4점 부여되며, 온라인 참석도 동일하게 부여됩니다. 온라인으로 참여하시는 경우 보수교육점수용 퀴즈가 노출되오니, 답변을 체크하시어 제출해 주시기 바랍니다.

[로그인 시 보수교육점수용 퀴즈 팝업창 노출]



5. Inquiries

If you have any problem, please feel free to contact the ICDMFR 2021 secretariat.

For overseas : reg@icdmfr.org / For domestics : Kakao Chanel : icdmfr2021